

**BASIC LIFE SUPPORT (BLS) CARD INFORMATION**

Bon Secours Mercy Health requires students to complete **BLS (Basic Life Support) Certification for Providers** to be in the clinical setting. BSMH recognizes three certifying bodies:

1. American Heart Association (AHA)
2. American Red Cross
3. American Safety and Health Institute (ASHI)

Bon Secours Health System **DOES NOT** accept CPR/AED/First Aid Community courses.

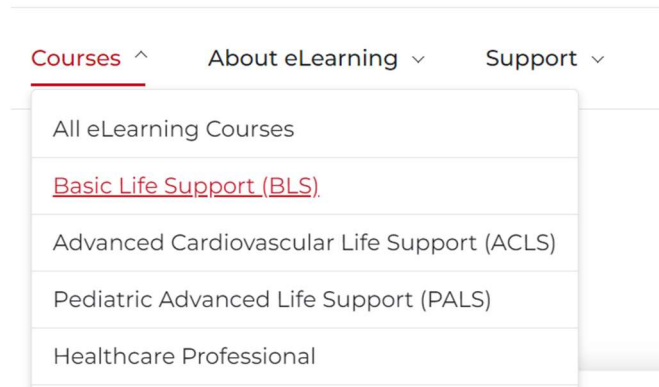
**Your card should look like one of these cards below:**



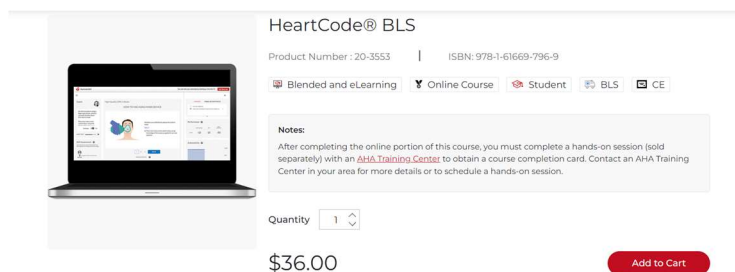
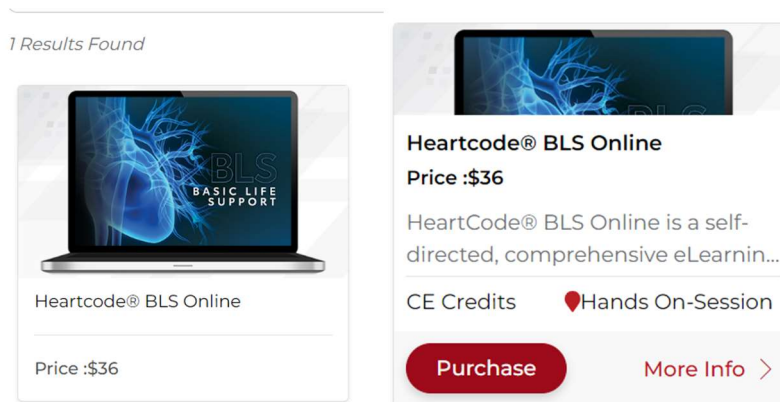
## HeartCode BLS Certification Process

### Step 1 – Purchase the BLS HeartCode module from the American Heart Association website

- i. Visit this link: <https://elearning.heart.org/>
- ii. Click the chevron arrow next to “Courses” and select “Basic Life Support (BLS)”



- iii. Click “purchase” on the “HeartCode BLS Online” package. On the next page, select “add to cart”

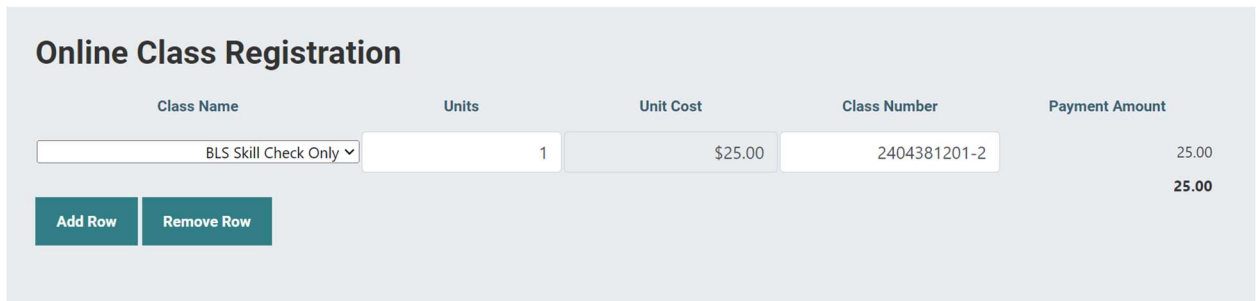


- iv. Log in/create an account to check out

**Step 2 – After you complete the online module portion, print your course completion certificate – you will need to take it with you to your skills check.**

**Step 3 – Schedule your skills check portion.**

- i. Visit [https://paymentsafe.experianhealth.com/\\_members/financial/ecashiering/Hosting/MercyProBilling/default.aspx](https://paymentsafe.experianhealth.com/_members/financial/ecashiering/Hosting/MercyProBilling/default.aspx)
- ii. Select the “BLS Skill Check Only” option under “Class Name.”



Class Name	Units	Unit Cost	Class Number	Payment Amount
BLS Skill Check Only	1	\$25.00	2404381201-2	25.00

- iii. Click “Submit” once you’ve added the skills check to your cart
- iv. Put in your card information and click “submit payment”

**Step 4 – After you have purchased the skills check, email the HeartCode Mailbox [BSHSIHeartCode@bshsi.org](mailto:BSHSIHeartCode@bshsi.org) to schedule an in-person skills check with an Instructor.**